

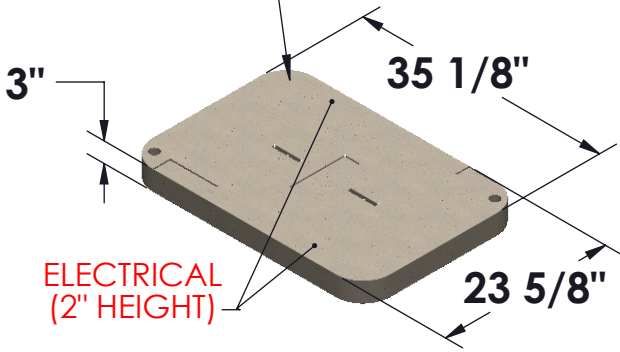


POLYMER CONCRETE BOX & COVER



MODEL 2436/24 PC

This Vault has Penta Head Security Bolts.

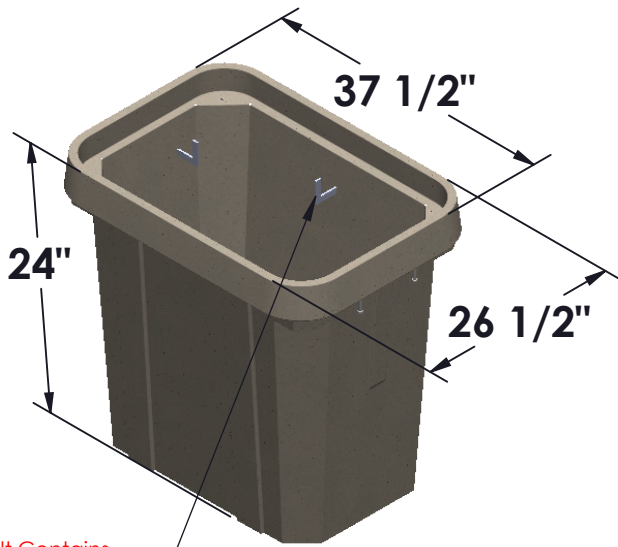


COVER

Dimensions*	35 1/8" x 23 5/8" x 3"
Material	Polymer Concrete
Style	Flush Split
Fasteners	3/8-16 x 3" SS Penta Bolt
Lift points	1/4" SS Rod

Body

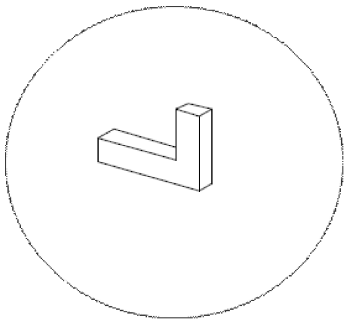
Dimensions*	37 1/2" x 26 1/2" x 24"
Material	Polymer Concrete



Notes

Rating Tier 22

This Vault Contains
4 Cable Hooks



* All dimensions & weights are approximate.

Lateral Loading Requirements

Design Load: 800lbs/sq. ft
Test Load: 1200lbs/sq. ft

Vertical Loading Requirements

Design Load: 22,500lbs
Test Load: 33,750lbs